

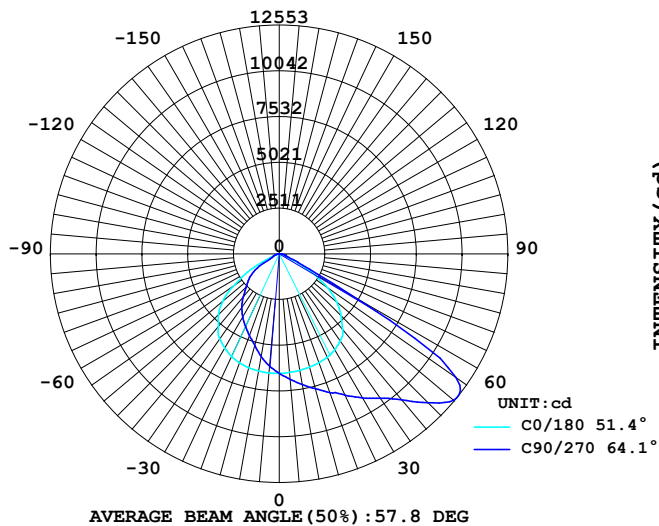
# LUMINAIRE PHOTOMETRIC TEST REPORT

Report number:

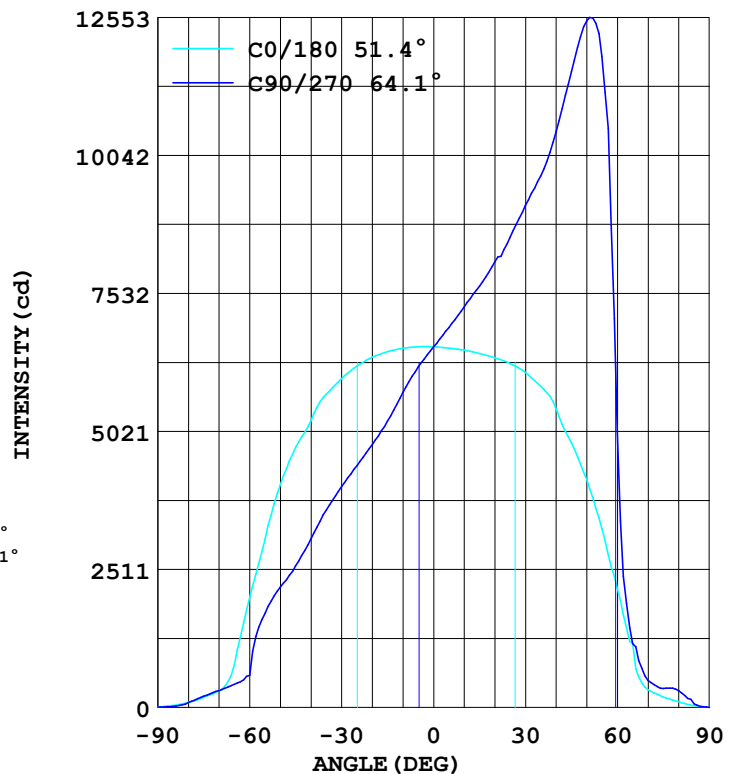
MANUFACTURER: ILUMEN GMBH	Address:	
NAME: Klose	TYPE: IL-FL19-N15040-P60	WEIGHT:
SPECIFICATION: 2835LED、4000K、P60deg	DIMENSION:	SERIAL No.:

DATA OF LAMP		Imax(cd)	12914	S/MH (C0/180)	1.35
MODEL		EFFICIENCY (%)	100.0	S/MH (C90/270)	0.93
NOMINAL POWER(W)	150	TOTAL FLUX(lm)	20182	Voltage(V)	230.3
RATED VOLTAGE (V)	230	EFFICIENCY (lm/W)	134.6	Current(A)	0.660
NOMINAL FLUX(lm)	20182.5	$\eta$ up (%)	0.0	Power(W)	149.9
LAMPS QUANTITY	1	$\eta$ down (%)	100.0	Power Factor (PF)	0.987
TEST VOLTAGE (V)	230.4	Effective Flux(lm)	20182.5	EEI	0.111

## LUMINOUS INTENSITY DISTRIBUTION



## LUMINOUS INTENSITY DISTRIBUTION



Test System:  
 Temperature: 25.3 DEG  
 Operators:  
 Test Date: 2024.11.21

Test Set: 5.0 deg/s C-Gamma (TYPE C)  
 Humidity: 65.0%  
 Test Distance: 10.000 m  
 Remarks:

---

## Color Temperature Data List

Report number:

MANUFACTURER: ILUMEN GMBH	Address:	
NAME: Klose	TYPE: IL-FL19-N15040-P60	WEIGHT:
SPECIFICATION: 2835LED、4000K、P60deg	DIMENSION:	SERIAL No.:

---

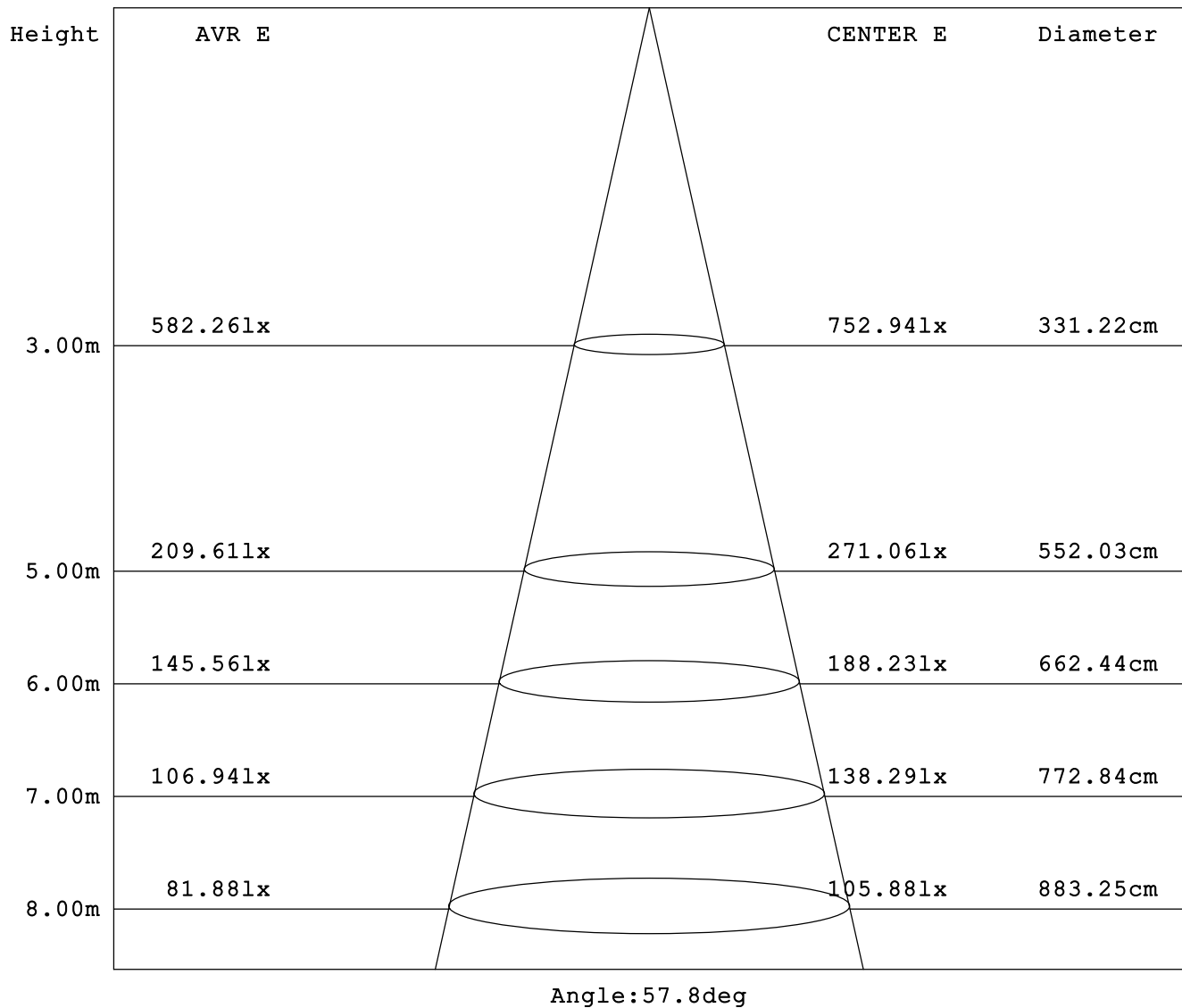
Test System:  
Temperature: 25.3DEG  
Operators:  
Test Date: 2024.11.21

Test Set: 5.0deg/s C-Gamma (TYPE C)  
Humidity: 65.0%  
Test Distance: 10.000 m  
Remarks:

## AVERAGE AND CENTER E Figure

Report number:

MANUFACTURER: ILUMEN GMBH	Address:	
NAME: Klose	TYPE: IL-FL19-N15040-P60	WEIGHT:
SPECIFICATION: 2835LED、4000K、P60deg	DIMENSION:	SERIAL No.:



Test System:  
Temperature: 25.3DEG  
Operators:  
Test Date: 2024.11.21

Test Set: 5.0deg/s C-Gamma (TYPE C)  
Humidity: 65.0%  
Test Distance: 10.000 m  
Remarks:

## ZONAL FLUX DIAGRAM

Report number:

MANUFACTURER: ILUMEN GMBH	Address:	
NAME: Klose	TYPE: IL-FL19-N15040-P60	WEIGHT:
SPECIFICATION: 2835LED、4000K、P60deg	DIMENSION:	SERIAL No.:

γ	C0	C45	C90	C135	C180	C225	C270	C315	γ	Zone	total
5.0	656.0	629.9	619.0	628.5	653.8	679.4	690.9	680.8	0- 5	156.6	156.6
10.0	653.0	598.0	572.3	595.6	649.8	703.9	728.8	706.6	5- 10	467.1	623.8
15.0	647.2	558.9	520.9	557.2	643.9	731.3	766.7	735.0	10- 15	768.6	1393
20.0	637.0	515.6	478.2	514.5	636.0	759.9	810.0	764.3	15- 20	1058	2451
25.0	620.7	473.2	439.7	472.8	625.7	792.9	855.2	796.7	20- 25	1337	3788
30.0	598.4	433.0	401.8	433.1	609.0	828.1	912.9	833.4	25- 30	1604	5391
35.0	569.5	386.8	358.7	388.3	584.4	862.6	966.6	870.5	30- 35	1849	7241
40.0	521.3	332.1	306.5	332.2	543.3	891.4	1047	905.1	35- 40	2058	9299
45.0	473.1	272.1	257.4	270.1	481.0	904.2	1157	923.2	40- 45	2217	11516
50.0	404.4	201.3	218.8	195.4	413.9	876.4	1249	906.2	45- 50	2333	13849
55.0	306.3	129.1	171.6	124.8	325.2	765.7	1184	799.2	50- 55	2335	16184
60.0	200.7	71.23	58.31	66.38	216.6	635.6	502.4	674.3	55- 60	2005	18189
65.0	77.99	40.57	42.03	38.76	117.3	426.9	116.1	477.6	60- 65	1206	19395
70.0	30.37	27.78	30.83	26.64	32.36	94.34	49.27	104.5	65- 70	491.7	19886
75.0	18.37	15.75	20.66	14.76	19.08	26.55	34.92	26.52	70- 75	158.7	20045
80.0	9.364	6.927	8.833	6.507	10.74	13.59	30.78	13.35	75- 80	86.97	20132
85.0	3.532	2.291	2.098	2.076	3.441	5.206	6.799	5.230	80- 85	39.69	20172
90.0	0.646	0.665	0.890	0.686	0.488	0.777	0.422	1.013	85- 90	10.72	20182
95.0									90- 95		
100.0									95-100		
105.0									100-105		
110.0									105-110		
115.0									110-115		
120.0									115-120		
125.0									120-125		
130.0									125-130		
135.0									130-135		
140.0									135-140		
145.0									140-145		
150.0									145-150		
155.0									150-155		
160.0									155-160		
165.0									160-165		
170.0									165-170		
175.0									170-175		
180.0									175-180		
DEG	LUMINOUS INTENSITY:×10cd									UNIT:lm	

Test System:  
Temperature:25.3DEG  
Operators:  
Test Date:2024.11.21

Test Set: 5.0deg/s C-Gamma (TYPE C)  
Humidity:65.0%  
Test Distance:10.000 m  
Remarks:

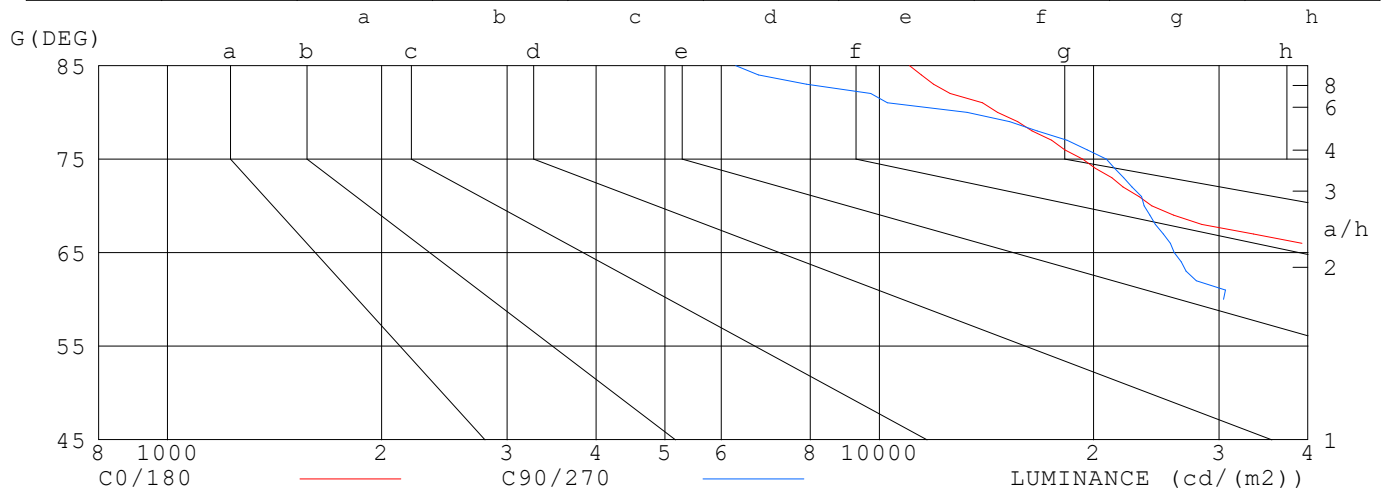
## LUMINANCE LIMITATION CURVES

Report number:

MANUFACTURER: ILUMEN GMBH	Address:	
NAME: Klose	TYPE: IL-FL19-N15040-P60	WEIGHT:
SPECIFICATION: 2835LED、4000K、P60deg	DIMENSION:	SERIAL No.:

### LUMINANCE LIMITATION CURVES

GLARE	CLASS	ILLUMINANCE (lx)							
1.15	A	2000	1000	500	<=300				
1.50	B		2000	1000	500	<=300			
1.85	C			2000	1000	500	<=300		
2.20	D				2000	1000	500	<=300	
2.55	E					2000	1000	500	<=300



LUMINANCE cd/(m2)		
G (DEG)	C0/180	C90/270
85	11022	6287
80	14663	13284
75	19310	20849
70	24151	23541
65	50184	25972
60	109161	30453
55	145229	78123
50	171087	88883
45	181959	95053

Test System:  
 Temperature: 25.3 DEG  
 Operators:  
 Test Date: 2024.11.21

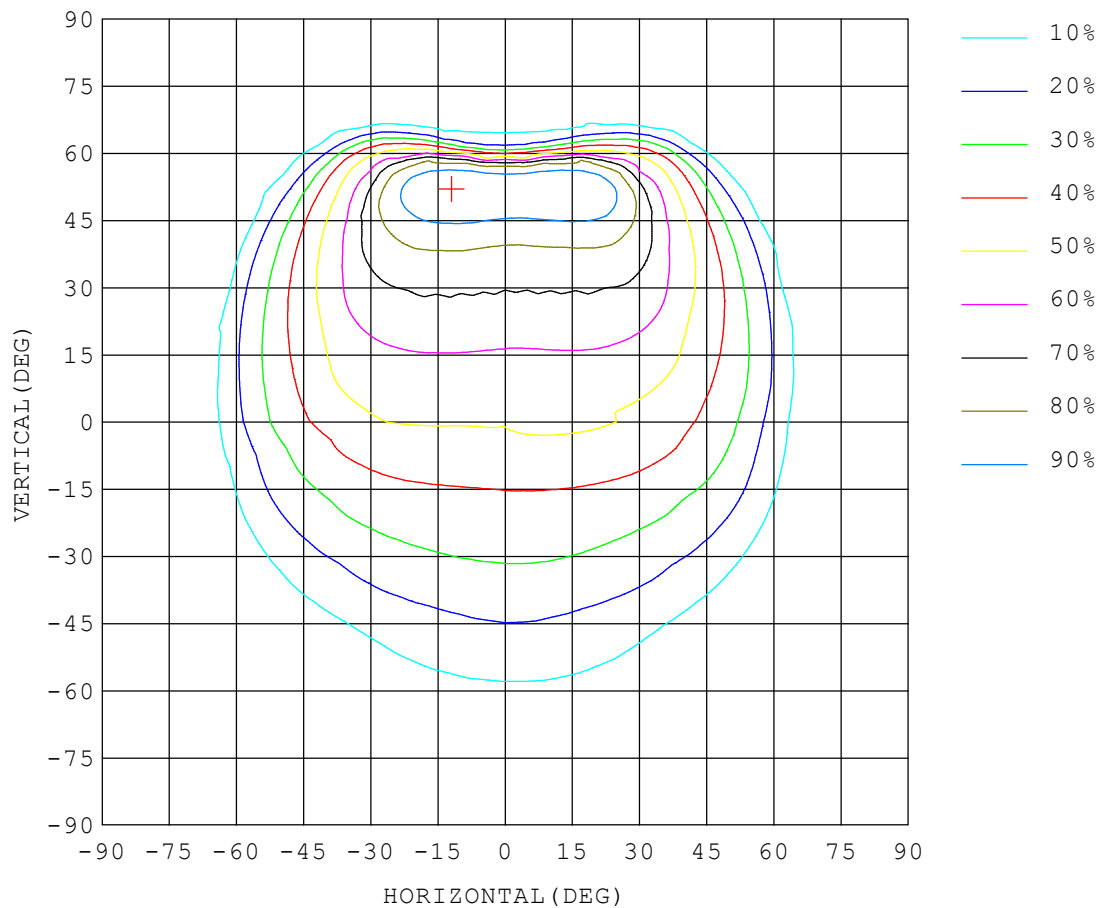
Test Set: 5.0 deg/s C-Gamma (TYPE C)  
 Humidity: 65.0%  
 Test Distance: 10.000 m  
 Remarks:

## ISOCANDELA DIAGRAM

Report number:

MANUFACTURER: ILUMEN GMBH	Address:	
NAME: Klose	TYPE: IL-FL19-N15040-P60	WEIGHT:
SPECIFICATION: 2835LED、4000K、P60deg	DIMENSION:	SERIAL No.:

UNIT: cd



Test System:  
Temperature: 25.3 DEG  
Operators:  
Test Date: 2024.11.21

Test Set: 5.0 deg/s C-Gamma (TYPE C)  
Humidity: 65.0%  
Test Distance: 10.000 m  
Remarks: